

MarketGrader Developed Markets (ex-Australia) Health Care Index

The MarketGrader Developed Markets (ex-Australia) Health Care Index consists of 50 of the most fundamentally sound companies in the Health Care sector that are domiciled in any Developed Market globally except for Australia. Constituents are selected based on MarketGrader's Score, which rewards companies with strong growth characteristics and sound fundamental indicators of quality, without overpaying for their shares. The Index's objective is to give investors access to the best compounders of growth in one of the world's most dynamic and fastest growing sectors, which we believe stands to benefit significantly from the growth of emerging economies as well as rapidly ageing populations all around the world.

Index Rules

Investable Universe

All companies in the Health Care sector that are domiciled and listed in any Eligible Developed Market. All companies must have a minimum market capitalization of USD 500 million and a minimum three-month average daily trading volume of USD 2 million.

Eligible Developed Market Countries

Austria	Luxembourg
Belgium	Netherlands
Canada	New Zealand
Denmark	Norway
Finland	Portugal
France	Singapore
Germany	Spain
Hong Kong SAR	Sweden
Ireland	Switzerland
Israel	Taiwan
Italy	United Kingdom
Japan	United States
Korea	

Selection Methodology

MarketGrader (MG) calculates daily 24 fundamental indicators for every company in its Coverage Universe across four categories: Growth, Value, Profitability and Cash Flow. These 24 indicators are aggregated into a final MG Score that ranges from zero (0) to one hundred (100). On the Index's rebalance selection date, MG selects the companies in the underlying Investable Universe with the 100 highest MG Scores, provided that at least 60 are domiciled in the United States. MG then selects, from the 100 companies with the highest MG Score, the 50 largest companies based on total market capitalization.

Index Selection, Reconstitution and Rebalance Dates

The Index is reconstituted and rebalanced after the close of trading on U.S. exchanges on the third Friday of March and September. The Index constituents are selected on the Tuesday of the previous week, or ten (10) calendar days prior to the reconstitution and rebalance date.

Constituent Weighting Methodology

All Index constituents are equally weighted at each semi-annual reconstitution and rebalance.

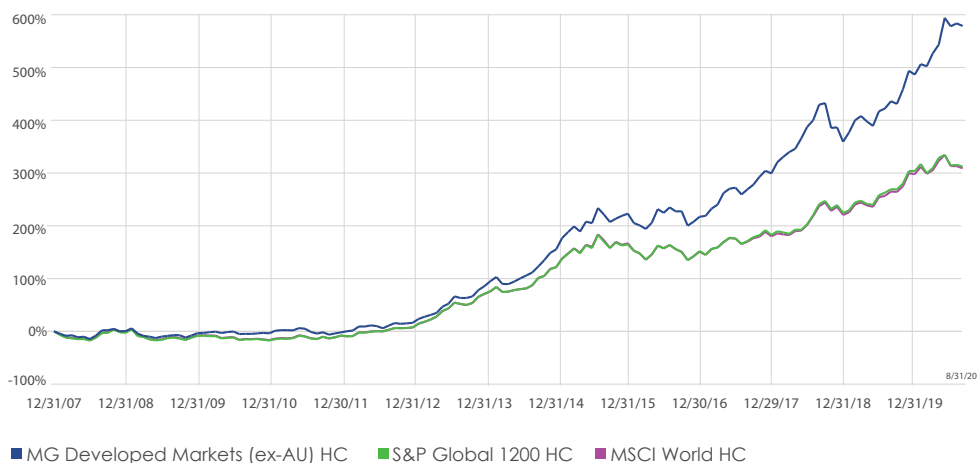
Index Calculation Agent

Refinitiv Indices.

Performance

Cumulative Total Return, Jan. 2008 - Aug. 2020*

All data as of Aug 31, 2020



Calendar Year Returns

	MG DM (ex-Aus) HC	S&P Global 1200 HC	MSCI World HC
2020*	15.71%	2.08%	2.81%
2019	27.71%	24.43%	24.08%
2018	15.03%	14.78%	14.48%
2017	25.88%	12.13%	11.48%
2016	-1.81%	-4.83%	-5.87%
2015	26.58%	19.45%	20.45%
2014	37.49%	29.54%	29.77%
2013	59.75%	59.61%	59.05%
2012	18.51%	16.44%	16.88%
2011	1.84%	11.27%	10.15%
2010	-0.28%	-9.56%	-9.60%
2009	-3.96%	-6.07%	-7.23%
2008	0.53%	-2.55%	-0.57%

All values in AUD. *YTD values as of 08/31/2020
Sources: FactSet, MarketGrader.com

Annualized Returns

	MG DM (ex-Aus) HC	S&P Global 1200 HC	MSCI World HC
3-Years	22.50%	15.00%	14.90%
5 -Years	16.10%	8.80%	8.50%
Since 12/31/07	16.30%	11.80%	11.80%

Cumulative Returns

	MG DM (ex-Aus) HC	S&P Global 1200 HC	MSCI World HC
3-Years	83.90%	52.00%	51.60%
5 -Years	111.30%	52.70%	50.10%
Since 12/31/07	578.70%	312.10%	309.00%

Standard Deviation

	MG DM (ex-Aus) HC	S&P Global 1200 HC	MSCI World HC
3-Years	11.59%	10.20%	10.05%
5 -Years	12.51%	11.61%	11.57%
Since 12/31/07	13.12%	13.06%	12.97%

Sharpe Ratio

	MG DM (ex-Aus) HC	S&P Global 1200 HC	MSCI World HC
3-Years	1.94	1.47	1.48
5 -Years	1.29	0.76	0.73
Since 12/31/07	1.24	0.90	0.91

Frequency: Monthly.
Sources: FactSet, MarketGrader.com

Sources: FactSet, MarketGrader.com

* The MarketGrader Developed Markets (ex-Australia) Health Care Index was first published on August 6, 2020. Backtested performance information is purely hypothetical and is solely for informational purposes. Backtested performance does not represent actual performance, and should not be interpreted as an indication of actual performance. Past performance is not indicative of future results. "Standard & Poor's", "S&P" are registered trademarks of Standard & Poor's Financial Services LLC. MSCI brands and product names are the trademarks, service marks, or registered trademarks of MSCI or its subsidiaries in the United States and other jurisdictions. MarketGrader.com © 2020.

MarketGrader Developed Markets (ex-Australia) Health Care Index

Index composition data as of Aug 31, 2020. All currency values in AUD.

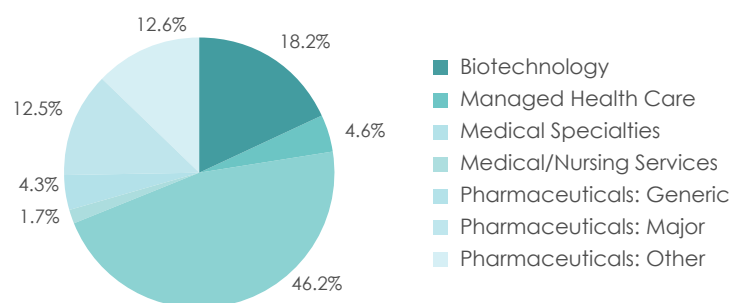
Index Bio

Average Market Cap (in millions)	AUD \$87,952
Median Market Cap (in millions)	AUD \$44,807
Average 3 Mo. Dollar Volume (in millions)	AUD \$301
Average 3 Mo. Trading Volume	4,322,379
Last Rebalance Date	3/23/20
Companies Replaced	12
Biggest Industry Increase	Medical Specialties
Biggest Sector Decrease	Biotechnology

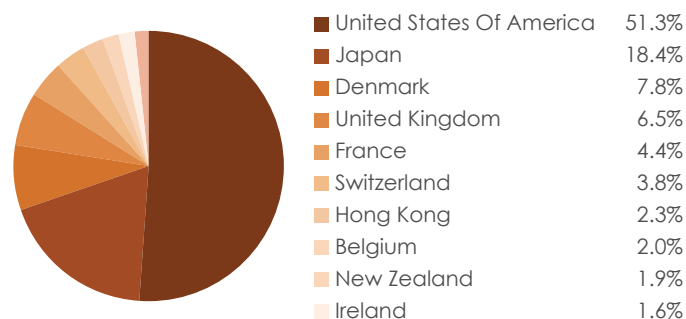
Fundamental Attributes

	Median
Trailing P/E Ratio	30.5
Forward P/E Ratio	30.0
Earnings Yield	3.1%
Price/Book Ratio	6.6
Revenue Change - 3 Years	26.2%
Operating Income Change - 3 Years	47.9%
Operating Margin	23.6%
Earnings per Share (EPS) 3-Year Growth	18.6%
Long-Term Debt to Capital	28.5%
Return on Equity	22.3%
Dividend Yield	0.65%

Industry Breakdown



Country Breakdown



Top 20 Stocks by Fundamentals

Ticker	Name	Grade
VRTX	Vertex Pharmaceuticals Incorpo-	● 88.48
GMAB.DK	Genmab A/S	● 84.26
4523.JP	Eisai Co., Ltd.	● 76.97
REGN	Regeneron Pharmaceuticals, Inc.	● 76.35
FPH.NZ	Fisher & Paykel Healthcare Corpo-	● 75.24
BIIB	Biogen Inc.	● 74.71
1093.HK	CSPC Pharmaceutical Group	● 74.47
4519.JP	Chugai Pharmaceutical Co., Ltd.	● 72.83
HUM	Humana Inc.	● 70.60
MRK	Merck & Co., Inc.	● 69.36
4528.JP	ONO Pharmaceutical Co., Ltd.	● 69.19
NOVO.B.DK	Novo Nordisk A/S Class B	● 68.94
RMD	ResMed Inc.	● 68.16
WST	West Pharmaceutical Services, Inc.	● 67.76
GSK.GB	GlaxoSmithKline plc	● 66.81
IDXX	IDEXX Laboratories, Inc.	● 66.10
ZTS	Zoetis, Inc. Class A	● 65.33
ABBV	AbbVie, Inc.	● 64.12
ALXN	Alexion Pharmaceuticals, Inc.	● 63.48
AMGN	Amgen Inc.	● 63.43

Most Selections Since Inception

Ticker	Name	Times
BIIB	Biogen Inc.	26
NOVO.B.DK	Novo Nordisk A/S Class B	26
NZYM.B.DK	Novozymes A/S Class B	25
AMGN	Amgen Inc.	23
ISRG	Intuitive Surgical, Inc.	22
ILMN	Illumina, Inc.	19
EW	Edwards Lifesciences Corpora-	19
JNJ	Johnson & Johnson	18
4503.JP	Astellas Pharma Inc.	18
4507.JP	Shionogi & Co., Ltd.	16
ALXN	Alexion Pharmaceuticals, Inc.	16
RMD	ResMed Inc.	16
LLY	Eli Lilly and Company	15
COLO.B.DK	Coloplast A/S Class B	15
SOON.CH	Sonova Holding AG	14
REGN	Regeneron Pharmaceuticals, Inc.	14
4543.JP	Terumo Corporation	13
1177.HK	Sino Biopharmaceutical Limited	13
ALGN	Align Technology, Inc.	12
GSK.GB	GlaxoSmithKline plc	12